



Parents' Information Evening
Key Stage 1
2024-25

Key Stage 1 Team

- Heads of School: Mrs Thelwell and Mrs Hales
- Assistant Heads: Mrs Mannion and Mrs Morrey

- Year Leaders: Miss Farrington Year 1
Miss Thornton Year 2

Year 1 Team:

Mrs Kitchen, Mrs Keogh (Mrs Dudek), Mrs Richardson
Miss Bamber, Mrs Hunt, Miss Edwards, Mrs Hunt, Mrs Arnold

Year 2 Team:

Miss Pitt, Mrs Melville, Mrs Barker
Mrs Taylor, Mrs Morris, Mrs Mason

Mrs Barr: Family Support Worker

Morning and Hometime

- Gates open at 8:30am – please be prompt. If you need to see your child's teacher, please make an appointment. Any messages should be written in the Home School Organiser or sent on ClassDojo.
- Hometime is 3:20pm. 2D and 2P come out of the door by the hall. 2S and Year 1 come out of their own classroom doors.

Children's Mental Health and Wellbeing



Smile

an ethos based approach to supporting
school community mental health & wellbeing

The 5 main aims of the SMILE approach are:



1. Building Emotional Resilience for all – Children, Staff and the Whole School Community

2. Promoting Good Mental Health that leads to good life outcomes

3. Listening to each other

4. Care, concern and respect for everyone

5. Kindness and gratitude



The 5 steps to wellbeing

SMILE

at Dorridge Primary School

- **S**ocialise
- **M**ove
- **I**nterest
- **L**earn
- **E**ngage



Socialise – Talking with others and staying connected with friends and family.

Move – The importance of exercise and being active.

Interest – Taking an interest and being mindful of our own feelings.

Learn – Learning new skills and finding their passions.

Engage – Showing kindness to others.

Year 1 Writing

Forms many lower-case and capital letters correctly, starting and finishing in the right place

Separates words with even spaces consistently

Spells words containing each of the 40+ phonemes already taught

Uses the suffixes -s, -es, -ing, -ed, -er and -est correctly

Uses the prefix un- correctly

Recognises and names the letters of the alphabet

Uses capital letters, full stops, question marks and exclamation marks to demarcate sentences

Sequences sentences to form short compositions, using some adjectives

Re-reads what has been written to check that it makes sense, making simple changes

Extends sentences by joining clauses with 'and', 'but' and 'so', for example

Writes from memory simple sentences dictated to them that include words using phonics and common exception words taught so far

Sounds and blends unfamiliar words using the phonic knowledge and rules that have already been learnt

Spells most common exception words (see below) and days of the week

Year 1

the	they	one
a	be	once
do	he	ask
to	me	friend
today	she	school
of	we	put
said	no	push
says	go	pull
are	so	full
were	by	house
was	my	our
is	here	
his	there	
has	where	
I	love	
you	come	
your	some	

On pg110 of the Home School Organiser.

To be 'secure' at the end of Year One a pupil must be able to demonstrate most of the above statements with competence and across a range of contexts.

A letter formation information sheet can be found in the Home School Organiser on pg111.

Year 2 Writing

Working at the expected standard

The pupil can write a narrative about their own and others' experiences (real and fictional), after discussion with the teacher:

- demarcating most sentences with capital letters and full stops and with some use of question marks and exclamation marks
- using sentences with different forms in their writing (statements, questions, exclamations and commands)
- using some expanded noun phrases to describe and specify
- using present and past tense mostly correctly and consistently
- using co-ordination (or / and / but) and some subordination (when / if / that / because)
- segmenting spoken words into phonemes and representing these by graphemes, spelling many correctly
- spelling many common exception words*
- spelling some words with contracted forms*
- adding suffixes to spell some words correctly in their writing e.g. *-ment, -ness, -ful, -less, -ly**
- using the diagonal and horizontal strokes needed to join letters in some of their writing
- writing capital letters and digits of the correct size, orientation and relationship to one another and to lower case letters
- using spacing between words that reflects the size of the letters.

80% of the time

60% of them

Year 2 Writing

Working at greater depth within the expected standard

The pupil can write for different purposes, after discussion with the teacher:

- using the full range of punctuation taught at key stage 1 mostly correctly
- spelling most common exception words*
- spelling most words with contracted forms*
- adding suffixes to spell most words correctly in their writing, e.g. *-ment, -ness, -ful, -less, -ly**
- using the diagonal and horizontal strokes needed to join letters in most of their writing.

80%
of
them

Homework

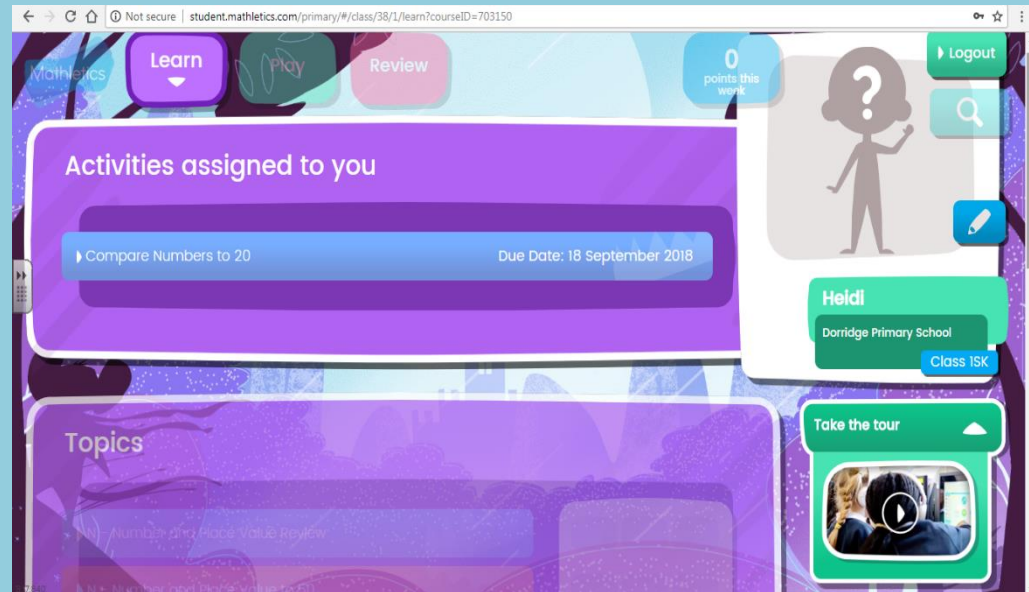
- **Monday** – English (Spellings and reading/writing task)

A spelling sheet will be set every Monday – return on Thursday please.

Year 1 will be set 5 spellings and no weekly spelling test.

Year 2 have a weekly spelling test each Friday. Spelling books are sent home on Monday for you to check your child's score. Please ensure that the spelling book is returned by Thursday.

- **Tuesday** – Maths (Mathletics)



- **Every day** – Reading



Books are changed in school on a Monday. A school adult will listen to your child read once per week.

Reading Raffle

- In order to boost the children's enjoyment for reading, each term we have a reading raffle where 1 child from each class will win a £5 voucher to buy a book.
- To earn a raffle ticket, the children need to read 5 x per week, and have this signed in their diary. The class teacher will check this and give them their raffle tickets accordingly.
- On top of this the children will earn dojos for home reading:
 - 1 dojo = Reading 3 x in a week
 - 2 dojos = Reading 5 x in a week

Behaviour


- **Rewards:** Class Dojo points



Stickers

Endeavour certificates

Postcards home



- **Sanctions:**

- ❖ Warning
- ❖ 2 minutes thinking time
- ❖ 5 minutes thinking time
- ❖ 10 minutes thinking time with LMT / SMT and letter home



SAFER SCHOOLS

Provided by



Safer Schools is an app school are able to provide to families of Dorridge Primary School. It gives you the most up to date online safety information to ensure the best safeguarding for our pupils.

Copyright 2019 ©
INEQE Group Ltd.

To open the app

Download the app for free from the Google Play Store or App Store.



Enter the name of our school here.

Then tap 'Continue'

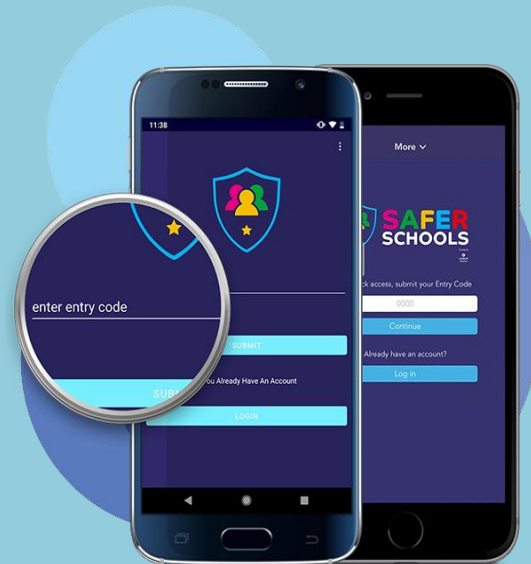


ENTER YOUR CODE

This is where you enter
your 'Entry Code' Our
school code is

6903

This will then give you
access to the content
within the app.



conversations with children about online safety, mental health and wellbeing, and climate change. Formerly delivered by National Online Safety, these guides now address wider topics and themes. For further guides, hints and tips, please visit nationalcollege.com.

What Parents & Educators Need to Know about QR CODE SCAMS

WHAT ARE THE RISKS?

QR code scams (also known as 'quishing') involve the malicious use of Quick Response (QR) codes to deceive people into revealing personal information or downloading harmful software. These scams exploit QR codes' convenience and widespread use – for example, in adverts, restaurant menus and public notices, with criminals installing fake QR codes which direct users to bogus sites.

PAYMENT SYSTEMS

Cybercriminals may seek to change a QR code that's related to a legitimate payment service, such as in a restaurant. If a customer scans the QR code expecting to order and pay for goods or services (such as a meal in this case), they may be directed to a site controlled by the scammers. Entering their payment details would then allow the criminals to defraud them.

DISCOUNTED GOODS

A poster promises goods or services at a discounted cost, requiring people to scan a QR code to register and pay. The poster, however, is malicious, and there is no discount. Again, providing your payment details would allow the criminals to access your funds. This scam is reasonably common and is often found in car parks in major cities.

PRIZE DRAWS

A QR code is provided for a prize draw, advertised on a poster which is likely on display in a public space. Scanning the QR code will result in being asked to provide further information (such as your email address, name, address or phone number), which is then used by criminals for further social engineering attacks or even identity fraud.

WIFI CONNECTION

Scanning a QR code may be the means of connecting to the Wi-Fi network in a hotel or other public area. This is usually legitimate, but if the QR code is a fake, it could result in criminals viewing your browsing history and even your login details. These can subsequently be used for phishing attacks and identity fraud and even financial fraud. If they're able to access your banking credentials.

FAKE EVENTS AND TICKETS

A poster highlights news regarding an upcoming event, or regarding an additional allocation of tickets for a sold-out concert or other performance. It attracts the user to scan a QR code for more information, to register or possibly to pay. The QR code then leads to a fake site hosted by scammers, aiming to gather data on the user for future attacks or to exploit or defraud them immediately.

Advice for Parents & Educators

BE VIGILANT

QR codes are becoming more prevalent, and cyber criminals are increasingly seeking to use them to steal information and commit fraud. As such, it is important to remain aware of the risks. Always consider these safety concerns before scanning a QR code and avoid doing so unless you're certain it's legitimate. Be sure to keep your device's operating system updated as well, to keep you protected from known safety risks.

CHECK FOR SIGNS OF TAMPERING

Where QR codes are printed or displayed, check for any sign of tampering, as a sticker with a new QR code being placed over the top of the previous code, for instance. Where there are signs of tampering, you should consult a member of staff (if you're in a hotel or restaurant, for example) or simply avoid scanning the code altogether.

CHECK THE URL

Most phones now show the web address or URL which a QR code connects to, and they typically require users to accept being taken to this address before progressing. Check that the web address matches that of the site or service you're expecting to access via the QR code you've scanned. If it seems dubious in any way, don't click on it.

USE TRUSTWORTHY SOURCES

Consider the source of the QR code and its trustworthiness. A QR code for payment in a restaurant, for example, is likely to be legitimate if you can see it printed on every menu, a random poster pinned up in the street or in a building's corridor is more likely to be fraudulent. If you're unsure, err on the side of caution and don't scan the code.

USE THE DEFAULT QR CODE SCANNER

Most mobile devices come with the ability to scan QR codes built into the camera app. Where possible, you should seek to use this default functionality and avoid the use of third-party QR scanning apps which may have themselves been tampered with or compromised. Stick to reputable methods.

Meet Our Expert

Gary Henderson is the Director of IT at Millfield, a large independent boarding school in Somerset, as well as a member of the Digital Futures Group, Vice Chair of the ISC Digital Advisory Group and an Association

#WakeUpWednesday

The National College

#Wakeupwednesday


Keeping parents updated on new trends; apps and keeping children safe in an online world.

Look out for weekly Wednesday updates on Class Dojo.

Attendance

- Good attendance is vitally important to your child's education
- We monitor all children's attendance on an half termly basis – we will write to you if your child's attendance drops below 90%
- Central Schools Attendance and Welfare Service support schools and families in maintaining good attendance

DORRIDGE PRIMARY SCHOOL



ABSENCE REQUEST FORM
Form to be returned to the school office with a minimum of two weeks notice

Please note that there is no automatic right for pupils to be granted leave of absence and requests will only be considered where there are exceptional circumstances

Name of Pupil	Class
Date of Birth	

Please detail below the **exceptional circumstances** (A member of your immediate family either wedding or funeral) why you are requesting to take your child out of school. You may be invited into school to discuss your request with a member of the Senior Leadership Team.
(Please attach any supporting evidence)

.....
.....
.....

Address

Please enter below the dates of the requested absence.
(first date of absence)/...../..... (last date of absence)/...../.....



This request needs to be completed at least 2 weeks in advance

Fines

- Each half day in school is known as a session.
 - After 10 sessions (5 days) of unauthorised absences (over a 10 week rolling programme) you will be fined
 - Both parents are fined for each child who has missed 10 sessions of school recorded as unauthorised
 - FINES ARE ONLY GIVEN FOR **UNAUTHORISED ABSENCE** – SICKNESS ABSENCE IS AUTHORISED
- Your local council can give each parent a fine of £80, rising to £160 if you do not pay within 21 days.
 - From the 2024 to 2025 school year, each parent will only get up to 2 fines for the same child in a 3-year period.
 - If you get a second fine in 3 years it will be £160. If you do not pay the fine in 28 days you may be taken to court for keeping your child out of school.
 - If your child is off school 3 or more times within the 3 years you will not be fined but may be taken to court
 - **If you're taken to court**
 - You could get a fine of up to £2,500, a community order or a jail sentence up to 3 months. The court could also give you a Parenting Order

Illness

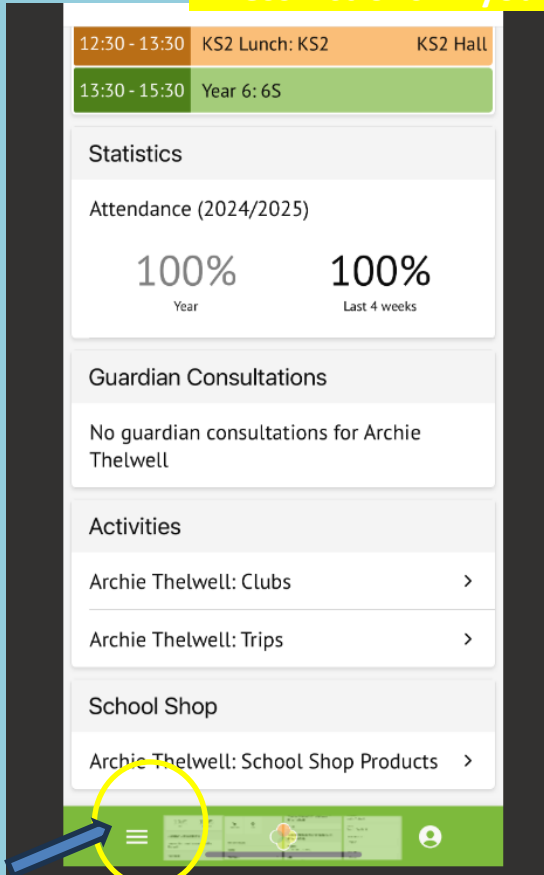
- If your child is ill, please ring the school office on 01564 772836 – option 1 to report it including your child's name and class.
- For sickness and diarrhoea, we ask the children are kept away from school for 48 hours to avoid infecting other children
- Further advice on other medical conditions can be found on our website

- All children get coughs and colds; this should not stop them coming to school unless they are feeling really poorly.
- Please be aware we will send a child home if we think they are too poorly.

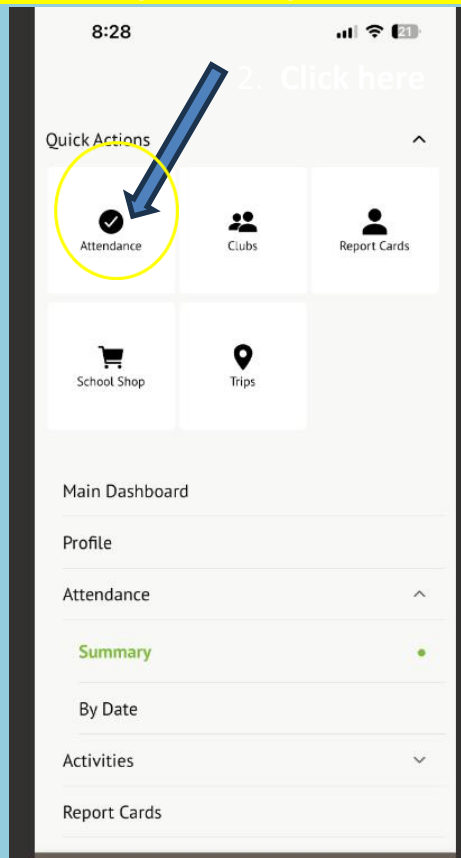
Try to make all medical appointments outside of school hours. If this is not possible then you will be asked to provide evidence to our admin team for the appointment.

NEW FOR 2024!

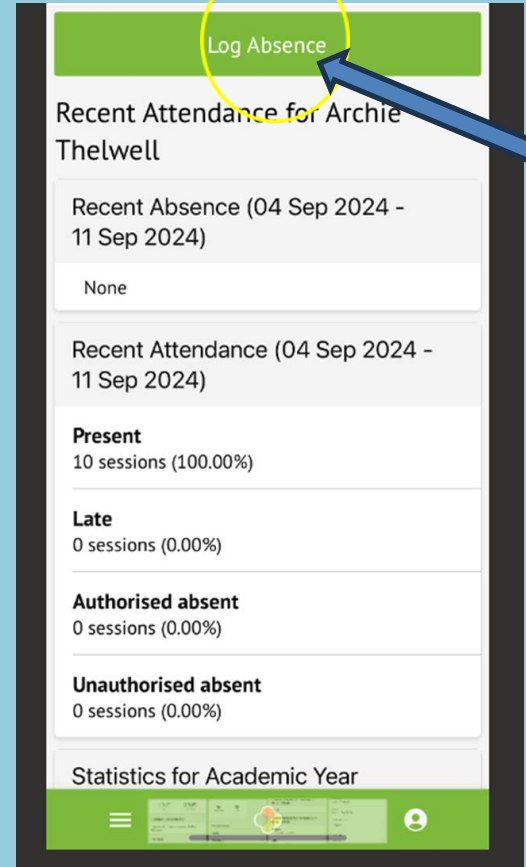
Illness Actions: If you child is ill, please report it via your Arbor app.



1. Click here



2. Click here



Log Absence

Info

This form lets you notify that Archie will be absent today, Wed, 11 Sep 2024. If you need to record an absence for a future date, you will need to contact the school.

Student
Archie Thelwell

Date
Wed, 11 Sep 2024


Absence start
08:50

Absence end
15:30

Reason

Cancel

Log Absence



For sickness and diarrhoea, we ask the children are kept away from school for 48 hours to avoid infecting other children.

All children get coughs and colds; this should not stop them coming to school unless they are feeling really poorly.

Please be aware we will send a child home if we think they are too poorly.

Further advice on other medical conditions can be found on our website.

Try to make all medical appointments outside of school hours. If this is not possible then you will be asked to provide evidence to our admin team for the appointment.

Once you've completed the form, click here to send to the office. This replaces the need to ring .

Dorridge Primary Curriculum (DPC)

- Please see curriculum overviews

Year 1 – Autumn Term

Buildings

This unit focuses on the different structures we see in towns and cities around the world, as well as how building styles have changed over time.


Time Travellers

We will be exploring events such as the first moon landing and the Great Fire of London, as well looking at our school's own history.

Dorridge Primary Curriculum (DPC)

- Please see curriculum overviews

Year 2 – Autumn Term



Brainwaves

The new term begins with an exciting 2 week unit of work called 'Brainwaves' where the children will learn about how their brains work, how they learn and what they can do to keep their brains healthy.

Media Magic

This involves learning about a range of technology and media. We will be focusing on the development of new technologies, as well as how communication methods have developed throughout history, learning about

We are all looking forward to an exciting term ahead!

Endeavour Assembly



FRIDAY



Assemblies

Christmas Play: Year 2 only

- Thursday 12th December (morning 9:30am and afternoon 2pm)
- Please attend ONE performance so all parents have the opportunity to see their child(ren) perform.

Parent/Grandparent Helpers

- In school – this will be in a different year group to your child
- Trips
- Reading with children
- We need your expertise! Science week, creative arts week, mathematicians, musicians etc.
- Resources – Keep your eyes peeled for notices on the ‘Weekly News’ and the website/ClassDojo