

Did you know that attending school every day and arriving on time every day is important to your child's success and learning?

By making sure your child attends Reception each day on time you will help them to:

Develop their knowledge of school routines meaning they will feel comfortable and secure in a new environment.

Develop social skills and friendship groups.

Develop positive relationships with staff and children.

Take part in all aspects of the Curriculum.

Being absent from Reception can:

Make it harder to develop early reading skills.

Make it harder to build positive relationships with staff and other pupils.

Develop a poor attendance pattern that is hard to break.

What you can do

- Talk to your child positively about school.
- It's important to explain where they'll be going, what they'll be doing and for how long.
- Find out what day term starts and start the exciting countdown!
- Share ideas other parents to make the school run go smoothly
- Set a regular bedtime and morning routine – allowing time for things to go wrong as they sometimes do with small children.
- Lay out clothes, and lunchboxes the night before
- Develop back-up plans for getting to nursery or school if something comes up (e.g. you are not well)
- Make sure your child arrives at school on time
- Ensure School is notified by telephone if your child is absent, on the first day of absence and they are kept updated throughout any absence period.
- Medical or dental appointments are booked outside of school hours when possible.
- Holidays are not taken during term time.
- If your child seems anxious about going to reception, talk to their teacher,

Reception Information

Evening 2024-2025



Welcome

Senior Management Team

Director of Primary Education

Admin Team

Inclusion Team



1. Safeguarding

Designated Safeguarding Leads in school:

Mrs Thelwell, Mrs Hales, Mrs Mannion, Mrs Morrey, Mrs Barr, Mrs Pugh and Ms Robbins.

Safeguarding and promoting the welfare of children is everyone's responsibility. Everyone who comes into contact with children and their families has a role to play. At Dorridge we consider, at all times, what is in the best interests of the child.





SAFER SCHOOLS

Provided by



To open the app

Download the app for free from the Google Play Store or App Store.

Enter the name of our school here.

Then tap 'Continue'

This is where you enter your 'Entry Code'
Our school code is

6903

This will then give you access to the content within the app.



Attendance

Good attendance is vitally important to your child's education. We monitor the children's attendance ½ termly and will write to you if it drops below 90%. Central Schools Attendance and Welfare Service support school and families in maintaining good attendance.

Claire Staniland: CSAWS

Request for Leave of Absence	
Child's Name :	
Class	
Leave of absence on / between :	
 20..... (Monday of absence from school)
	and
 20..... (Monday of absence from school)
Reason for absence (please be specific):	
Parent's Signature:	Date:
<hr/>	
Office Use Only	
Any absence/s will be recorded as	
..... authorised / unauthorised	
Mrs H Ashe Head Teacher	O C H M P R B V G

Absence Codes
 O- Unauthorised
 C- Other authorised
 H- Agreed holiday
 M- Medical appointment
 P- Sport agreed
 R- Religious
 B- Educated offsite
 V- Educational trip
 G- Not agreed holiday

To request a leave of absence for appointments etc fill in a form at the front desk. This will be given to Mrs Ashe for a decision.



Illness

If your child is ill, please ring the school office to report the reason of your child's absence on 01564 772836 option 1.

For sickness and diarrhoea, we ask that the children are kept away from school for 48 hours, to avoid infecting other children and re-infecting themselves. Further advice on other medical conditions is available on our website-

Key Information - 'Illness Actions'.



ParentPay



ParentPay is the school online payment system that lets you make secure online payments by credit and debit card.

It's used to make cashless payments in schools for dinner money and activities like trips, clubs and music lessons.

If you haven't been given a login you will receive a letter that will enable you to log on and choose a password in September.

School Fund

£30 per child and £50 if you have more than one child attending Dorridge Primary School from Nursery to Year 6.

Uniform



- School Uniform
- Send coats EVERYDAY and
- Book bag with school logo*
- PE kit to be kept in school all year.
- Please ensure that names are in EVERYTHING!!!

All Uniform items can be purchased at Palmers or Monkhouse.



Also a second hand uniform shop is also run by our PTA.
(Scan the QR code to email a uniform request)

School Start Times



First Day

All Reception Children will start on

Thursday 5th September

8.40-8.50am for all Reception children with siblings and children who are booked into Darby's.

9.15am start for children without siblings and new starters.



School Start Times



Normal Drop Off and Pick Up

Please make sure you drop off and pick up your children promptly.

8:40am-8.50am (Door closes at 8.50am) Morning drop off, at EYFS door next to Reception outdoor area.

3:15 pm Pick up, this will be from KS1 playground, Children will be brought to their classroom gate.



Dorridge Primary School PTA



PTA Supports Curriculum Enrichment



Enhancing Learning Environment



How can you help?



Your Children
Will Be Proud
Of It.

Get Involved.
Be In The Know.

The Children
Will Benefit
From It.

Many Hands
Make Light
Work.

Meet New
Friends!!

You'll
Feel Good
About It.

Tonight's Meeting!



To meet the team



School Readiness



To have an overview of the curriculum covered in Reception



What an average day looks like.



To understand how we teach the requirements of the EYFS curriculum.



To identify the key ways in which you can help your child at home and in school.



Hello!

Meet the Team



RD- Mrs Mannion & Mrs Pattie
Mrs Bullock

RP- Mrs Davies
Mrs Cartwright

RS- Mrs Johnson
Mrs Morrison & Mrs Harrison

‘The broad range of skills, knowledge and attitudes children need as foundations for good future progress.’

(Statutory Framework for the Early Years Foundation Stage, page 4).

Dorridge Primary School adopts UNICEF’s description of School Readiness as consisting of three pillars –

Children’s readiness for school

Family’s readiness for school

School’s readiness for children

Together, these pillars maximise each child’s likelihood of success as they progress through their time in school.



School Readiness

We believe that.....

‘Children are ‘school ready’ when they are resilient and confident, with a keenness to learn and have effective personal and social skills.’



What is the Early Years Foundation Stage?



The Early Years Foundation Stage (E.Y.F.S.) is the stage of education for children from birth to the end of the Reception year.



It is based on the recognition that children learn best through play and active learning.



Seven Areas of Learning

- x Communication and Language
- x Physical Development
- x Personal, Social and Emotion Development (PSED)
- x Literacy
- x Mathematics
- x Understanding of the World (UW)
- x Expressive Arts and Design (EAD)



3 Prime Areas

Children should mostly develop the 3 prime areas first, which are...

- x Communication and Language;
- x Physical Development;
- x Personal, Social and Emotional Development.

These **prime areas** are those most essential for your child's healthy development and future learning.



Communication and Language



1

Listening, attention and
Understanding

2

Speaking

Physical Development



1

Gross Motor Skills

2

Fine Motor Skills

Personal, Social and Emotional Development.



1

Self-Regulation

2

Managing Self

3

Building Relationships

4 Specific Areas

As children grow, the prime areas will help them to develop skills in 4 specific areas.

- x Literacy;
- x Mathematics;
- x Understanding of the World;
- x Expressive Arts and Design.



Literacy

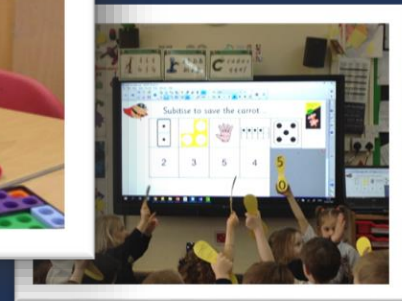


- ✓ Comprehension
- ✓ Word Reading
- ✓ Writing



WEN THE SNAIL
WAS CRAWLING
ON THE ROAD
CRAWLED HE
TRAP IN A

Mathematics

- ✓ Number
- ✓ Numerical Patterns





Understanding of the World

- ✓ Past and Present;
- ✓ People, Culture and Communities;
- ✓ The Natural World.



Expressive Arts and Design

- ✓ Creating with Materials;
- ✓ Being Imaginative and Expressive.



First Few Weeks



- Settling in and getting to know one another.
- National Baseline.




A Typical Day

- Morning Work and Register
- Phonics
- Continuous Provision
- Assembly
- Dough Gym & Funky Fingers
- Literacy
- Lunch
- Maths
- Continuous Provision
- Story/ collect bag etc.





Register and Morning Work



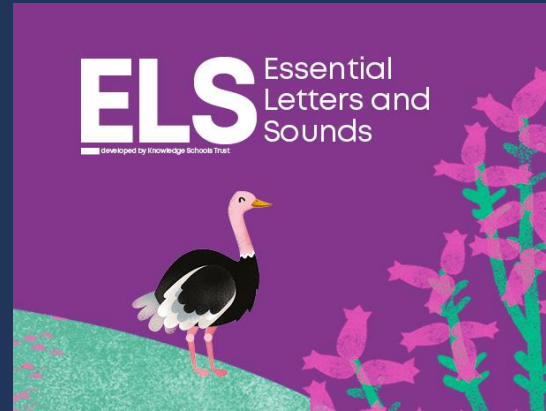
Phonics

We teach phonics through
'Essential Letters and Sounds'

Associating letters and groups of letters
with the sounds that they represent

Decode and blend words for reading and
then writing

Phonics



Phase 2

- X Set 1 - s a t p
- X Set 2 - i n m d
- X Set 3 - g o c k
- X Set 4 - c k e u r
- X Set 5 - h b f ff l ll s ss
- X Know and understand phase 2 tricky words e.g. **l**, **no**, **into** etc.

- Oral blending
- segmenting and blending written sounds (graphemes)



Phase 3




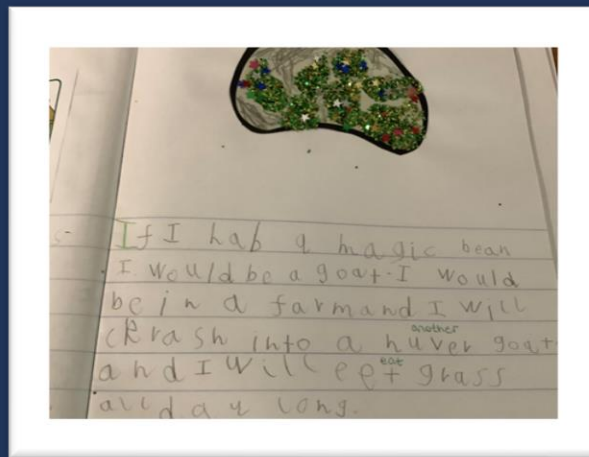
- Set 6 - **j v w x**
- Set 7 - **y z zz qu**
- Consonant digraphs - **ch sh th ng nk**
- Vowel digraphs (and trigraphs) **ai ee igh oa oo ar or ur ow oi ear air ure er ow**
- Know and understand phase 3 tricky words e.g. **was, be, you** etc.

- X** Phase 3 continues in the same way as Phase 2 and introduces more new sounds.
- X** By the end of Phase 3 the children will know one way of writing down each of the 44 phonemes.




Phase 4

- X Blend and segment longer words e.g. **suffixes-adding 'ed'**
- X Know and understand phase 4 tricky words e.g. **said, like, come** etc.
- X No new sounds taught




Phase 5


- X Gentle intro to new sounds
- X To help children to learn to read and spell some polysyllabic words (more than one syllable).
- X Introduced to new phonemes and graphemes that sound the same as previous sounds, such as 'ay' the same sound as 'ai'.



Continuous Provision



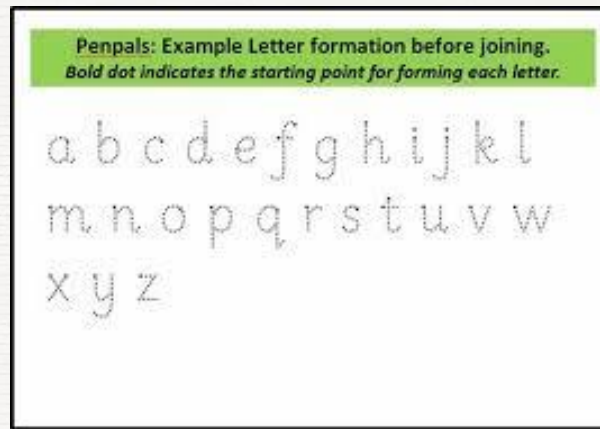


Assembly







Dough Gym & Funky Fingers



Handwriting



Literacy



Lunch

Our school meals are cooked on site and provide the children with 2 choices every day.

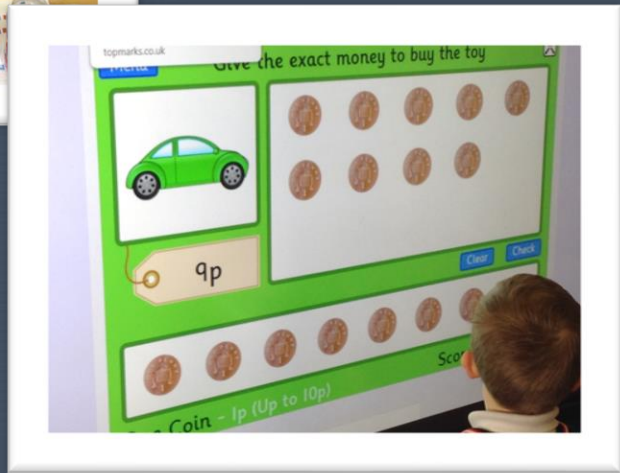



Our team of experienced cooks are able to meet all dietary needs of individual children.




Lunch



Mathematics



Continuous Provision

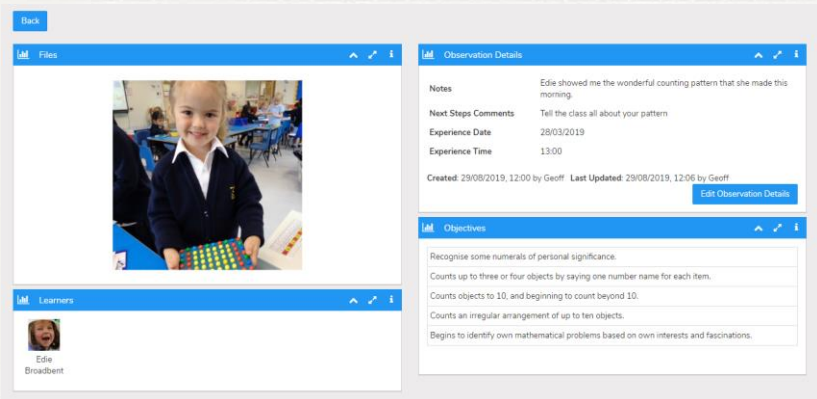





Reading



Evidence Me



Dojo





Increase confidence



Improves concentration and listening skills



Improve social interaction



Improve Behaviour



Forest School

Forest School is an innovative educational approach to outdoor play and learning.



A collection of colorful pencils in various colors (red, purple, blue, teal, green, yellow, orange) arranged around the central text. The pencils are sharpened and point towards the center. The background is a light, textured white surface.

How Can I Support My Child?



X Inclusion

X SENDCo (Special Educational Needs and Disabilities Coordinator)

X EAL (English as an Additional Language)

X Designated Teacher for LAC and PLAC (adopted) pupils

And Finally...

- 😊 We look forward to working with you and your child in September
- 😊 If you have any worries or concerns please come in and see us and we will do our best to help you
- 😊 If you would like to come in to school to help out in we are always grateful for volunteers
- 😊 Over to the PTA

EYFS Team 😊

